



MACKENZIE COUNTY


BUDGET COUNCIL MEETING


JANUARY 11, 2023

10:00 AM

FORT VERMILION COUNCIL
CHAMBERS

 780.927.3718

 www.mackenziecounty.com

 4511-46 Avenue, Fort Vermilion

 office@mackenziecounty.com



Mackenzie County

**MACKENZIE COUNTY
BUDGET COUNCIL MEETING**

**Wednesday January 11, 2023
10:00 a.m.**

Fort Vermilion Council Chambers

Fort Vermilion, Alberta

AGENDA

			Page
CALL TO ORDER:	1.	a) Call to Order	
AGENDA:	2.	a) Adoption of Agenda	3
ADOPTION OF PREVIOUS MINUTES:	3.	a) N/A	
CLOSED MEETING:		<i>Freedom of Information and Protection of Privacy Act Division 2, Part 1 Exceptions to Disclosure</i>	
	4.	a) N/A	
		b)	
TENDERS:		Tender openings are scheduled for 11:00 a.m.	
	5.	a) N/A	
		b)	
PUBLIC HEARINGS:		Public Hearings are scheduled for 1:00 p.m.	
	6.	a) N/A	
DELEGATIONS	7.	a) N/A	
GENERAL REPORTS:	8.	a) N/A	
		b)	
AGRICULTURE SERVICES:	9.	a) N/A	
		b)	
COMMUNITY	10.	a) N/A	

SERVICES:		b)		
FINANCE:	11.	a)	2023 Operating Budget	5
		b)	Organizational Chart Review (HANDOUT)	21
		c)	Fire Department Communications Review - AFRRACS	23
		d)	Review 2023 Capital Projects	31
OPERATIONS:	12.	a)	N/A	
		b)		
UTILITIES:	13.	a)		
		b)		
PLANNING & DEVELOPMENT:	14.	a)	N/A	
		b)		
ADMINISTRATION	15.	a)		
		b)		
COMMITTEE OF THE WHOLE ITEMS:	16.	a)	N/A	
		b)		
COUNCIL COMMITTEE REPORTS:	17.	a)	N/A	
		b)		
INFORMATION / CORRESPONDENCE:	18.	a)	N/A	
NOTICE OF MOTION:	19.	a)		
NEXT MEETING DATES:	20.	a)		
		b)		
ADJOURNMENT:	21.	a)	Adjournment	



Mackenzie County

REQUEST FOR DECISION

Meeting:	Budget Council Meeting
Meeting Date:	January 11, 2023
Presented By:	Jennifer Batt, Director of Finance
Title:	2023 Operating Budget

BACKGROUND / PROPOSAL:

Administration has drafted the 2023 Operating Budget for Councils review.

The 2023 Operating Budget presented is based on current expense review, and service levels as identified by Council in 2022. Administration continues to gain information from Council meetings to update the operating budget for final presentation at a future Council meeting.

Included in this budget is:

- Administration's review of expenditures, and required budgets to maintain current service levels
- Tax Revenue estimated adjustment for reduction in linear, non-residential, and estimated residential growth increase.
- 2023 Police Costing Model Municipal Share taxation
- Carbon Tax taxation
- Council Committees - current
- Regraveling program including updates
- 2022 funding allocated to Non Profit Organizations updated to the December 7, 2022 Council meeting.
- Anticipated increases in Utilities, Fuel
- Funding of Reserves as per Policy
- Approved Organizations Chart as of 2022-09-13
- Recommended 2023 One Time projects
- Additional funding for 2022 One Time projects

- Water & Sewer consumption review
- Utility Ebilling implementation
- Tracking Sheet changes – ALL

Not Included in this draft budget:

- Proposed 2022 One Time Projects – Carry Forwards
- Any service level changes not approved by Council motion

Administration has incorporated Council Motion 22-11-825 & 22-11-826 as Tracking Sheet change #5 working towards cost recovery in the solid waste disposal services, and campground fees for service. The Hamlet residential waste collection contract has been incorporated in tracking sheet #7.

Working towards a balanced budget, while funding all reserves as per Policy to ensure infrastructure is maintained, while anticipating growth has become more and more challenging. The Municipality is impacted by the costs of operating requirements increasing, service levels being impacted, and funding sources reducing requiring funding of just under \$500,000 from the General Operating Reserve to offset some of these challenges, while limiting the impact on ratepayers.

Administration was tasked to continue reviewing service levels, and department practices that would assist in reducing expenses, or increasing revenues. Agriculture, Operations, Planning & Development, and the Community Services departments reviewed service levels, and presented various options to Council, including operating practices, dust control, culverts, endeavor to assist program, and the waste collection services of which various changes in service levels have been adopted, and incorporated in the Operating Budget presented to Council.

Administration continues to review the Franchise Fee available to Mackenzie County, and the impacts it would have. Information will be presented to Council at a later meeting with full options and benefits. Administration continued to investigate requests of Council regarding the Fire Department Honorariums for Medical Co Responses, and presented information to Council January 10th.

2022 One Time Projects being carried forward are fully funded, and will have no negative impact on the 2023 operating budget, unless additional funds are being requested. Once approved to be carried forward administration will include the budgets for these projects in upcoming budget meetings once projects have finalized spending.

*2022 Year to Date (YTD) Actuals are as of September 30, 2022.

After drafting the 2023 Operating Budget, administration will ensure to incorporate any service level changes into the 2024 & 2025 operating budgets for Councils review, and approval in subsequent Budget Council Meetings.

OPTIONS & BENEFITS:

N/A

COSTS & SOURCE OF FUNDING:

N/A

SUSTAINABILITY PLAN:

N/A

COMMUNICATION/PUBLIC PARTICIPATION:

N/A

POLICY REFERENCES:

FIN022 Budget Development Policy

RECOMMENDED ACTION:

Motion #1

Simple Majority Requires 2/3 Requires Unanimous

That Tracking Sheet change #7 for the 2023 Operating budget be approved as presented.

Motion #2 if required

Simple Majority Requires 2/3 Requires Unanimous

That Tracking Sheet changes #8 be incorporated into the 2023 Operating budget.

2023 OPERATING REVENUE EXPENSE TOTALS

	2020 Actual	2021 Actual	2022 YTD	2022	2023	\$ Variance
	Total	Total	Total	Budget	Budget	2022/23
OPERATING REVENUES						
100-Municipal Taxes	\$23,617,379	\$23,676,633	\$24,308,064	\$24,358,080	\$25,931,337	\$1,573,257
124-Frontage	(\$2,224)	\$26,932	\$53,204	\$99,450	\$35,000	(\$64,450)
261-Ice Bridge	\$130,000	\$120,000	\$135,000	\$140,000	\$130,000	(\$10,000)
420-Sales of goods and services	\$801,414	\$898,402	\$605,957	\$1,005,720	\$1,084,586	\$78,866
421-Sale of water - metered	\$3,396,053	\$3,553,735	\$2,563,211	\$3,529,675	\$3,861,992	\$332,317
422-Sale of water - bulk	\$862,607	\$962,702	\$891,039	\$937,608	\$951,093	\$13,485
424-Sale of land	\$556	\$33,328	\$0	\$10,000	\$10,000	\$0
510-Penalties on taxes	\$1,074,843	\$720,214	\$198,335	\$700,000	\$300,000	(\$400,000)
511-Penalties of AR and utilities	\$23,822	\$26,280	\$24,836	\$21,000	\$25,000	\$4,000
520-Licenses and permits	\$59,045	\$54,820	\$46,486	\$55,000	\$54,000	(\$1,000)
521-Offsite levy	\$80,967	\$358,744	\$175,910	\$20,000	\$20,000	\$0
522-Municipal reserve revenue	\$245,377	\$271,084	\$33,320	\$150,000	\$80,000	(\$70,000)
526-Safety code permits	\$332,055	\$395,308	\$180,709	\$300,000	\$350,000	\$50,000
525-Subdivision fees	\$52,249	\$103,777	\$55,414	\$75,000	\$125,000	\$50,000
530-Fines	\$6,825	\$9,688	\$5,461	\$9,000	\$9,000	\$0
531-Safety code fees	\$17,765	\$17,780	\$7,970	\$8,000	\$12,000	\$4,000
550-Interest revenue	\$357,803	\$240,793	\$387,664	\$325,000	\$425,000	\$100,000
551-Market value changes	\$15,602	(\$3,361)	\$4,896	\$0	\$0	\$0
560-Rental and lease revenue	\$180,134	\$204,626	\$120,195	\$174,127	\$203,367	\$29,240
570-Insurance proceeds	\$4,120	\$22,799	\$0	\$0	\$0	\$0
597-Other revenue	\$24,411	\$37,357	\$19,675	\$28,662	\$25,000	(\$3,662)
598-Community aggregate levy	\$109,834	\$111,686	\$0	\$85,000	\$85,000	\$0
630-Sale of non-TCA equipment	(\$107,227)	(\$12,485)	\$150	\$0	\$500	\$500
830-Federal grants	\$10,490	\$31,500	\$0	\$0	\$0	\$0
840-Provincial grants	\$8,693,567	\$7,873,774	\$530,661	\$602,353	\$564,671	(\$37,682)
890-Gain (Loss) Penny Rounding	\$2	\$1	\$0	\$0	\$0	\$0
909- Other Sources-Grants	\$586,741	\$108,822	\$37,066	\$118,566	\$0	(\$118,566)
930-Contribution From Operating Reserves	\$281,270	\$1,346,230	\$0	\$2,989,811	\$580,941	(\$2,408,870)
940-Contribution From Capital	\$5,697	\$4,380	\$0	\$20,000	\$0	(\$20,000)
TOTAL REVENUE	\$40,861,177	\$41,195,549	\$30,385,224	\$35,762,052	\$34,863,487	(\$898,565)

2023 OPERATING REVENUE EXPENSE TOTALS

	2020 Actual	2021 Actual	2022 YTD	2022	2023
	Total	Total	Total	Budget	Budget
OPERATING EXPENSES					
110-Wages and salaries	\$6,692,824	\$6,666,942	\$4,813,478	\$6,770,291	\$6,816,441
132-Benefits	\$1,283,183	\$1,207,646	\$936,166	\$1,319,040	\$1,378,580
136-WCB contributions	\$127,940	\$76,293	\$50,570	\$127,393	\$78,967
142-Recruiting	\$4,588	\$15,274	\$0	\$15,000	\$15,000
150-Isolation cost	\$49,154	\$41,649	\$37,041	\$43,200	\$57,600
151-Honoraria	\$553,572	\$605,143	\$369,338	\$587,360	\$615,761
152-Business Expense	\$0	\$0	\$0	\$0	\$0
211-Travel and subsistence	\$229,044	\$180,952	\$156,713	\$336,614	\$389,038
212-Promotional expense	\$21,024	\$26,583	\$8,852	\$36,000	\$43,000
214-Memberships & conference fees	\$62,899	\$60,911	\$70,912	\$129,977	\$144,656
215-Freight	\$76,427	\$89,033	\$71,619	\$98,450	\$127,950
216-Postage	\$49,743	\$52,906	\$38,298	\$62,050	\$52,000
217-Telephone	\$119,864	\$121,976	\$82,317	\$118,420	\$119,930
221-Advertising	\$65,991	\$65,356	\$66,798	\$77,400	\$76,100
223-Subscriptions and publications	\$11,219	\$8,888	\$9,768	\$12,600	\$11,700
231-Audit fee	\$87,800	\$147,000	\$108,500	\$115,000	\$120,000
232-Legal fee	\$61,773	\$151,117	\$44,457	\$100,000	\$85,000
233-Engineering consulting	\$94,306	\$279,291	\$77,807	\$192,000	\$217,000
235-Professional fee	\$404,079	\$202,012	\$155,525	\$215,700	\$210,700
236-Enhanced policing fee	\$38,050	\$596,850	\$97,186	\$531,924	\$780,501
239-Training and education	\$26,833	\$46,588	\$33,144	\$101,340	\$85,938
242-Computer programming	\$208,973	\$191,070	\$36,920	\$214,675	\$228,655
243-Waste Management	\$539,273	\$426,899	\$293,600	\$531,800	\$485,067
251-Repair & maintenance - bridges	\$18,201	\$35,237	\$103,003	\$159,500	\$159,500
252-Repair & maintenance - buildings	\$147,859	\$171,919	\$88,485	\$155,640	\$139,850
253-Repair & maintenance - equipment	\$415,833	\$398,277	\$291,870	\$409,950	\$471,550
255-Repair & maintenance - vehicles	\$82,622	\$109,764	\$71,685	\$102,400	\$117,300
258-Contracted Services	\$1,157,214	\$904,382	\$492,567	\$776,302	\$727,152
259-Repair & maintenance - structural	\$1,198,785	\$1,019,055	\$651,968	\$1,545,700	\$2,072,000
260-Roadside Mowing & Spraying	\$310,769	\$338,967	\$309,637	\$415,133	\$462,494
261-Ice bridge construction	\$82,194	\$111,645	\$117,521	\$125,000	\$125,000
262-Rental - building and land	\$75,500	\$64,369	\$52,720	\$64,650	\$67,100
263-Rental - vehicle and equipment	\$75,172	\$69,945	\$71,966	\$104,530	\$66,253
266-Communications	\$143,471	\$135,355	\$100,009	\$155,992	\$155,967
271-Licenses and permits	\$6,050	\$9,213	\$863	\$23,000	\$15,300
272-Damage claims	\$0	\$355	\$5,788	\$0	\$0
274-Insurance	\$574,759	\$567,089	\$531,578	\$590,534	\$705,431
342-Assessor fees	\$221,328	\$220,088	\$100,478	\$282,502	\$247,820
290-Election cost	\$0	\$16,197	\$0	\$3,000	\$3,000
511-Goods and supplies	\$898,911	\$790,496	\$967,940	\$963,316	\$1,170,373
515-Lab Testing Water/Sewer	\$41,816	\$45,675	\$36,429	\$50,500	\$52,000
521-Fuel and oil	\$595,069	\$760,392	\$555,814	\$645,700	\$1,162,604
530-Oil dust control	\$0	\$0	\$0	\$0	\$100,000
531-Chemicals and salt	\$436,241	\$387,761	\$218,751	\$456,800	\$428,800
532-Calcium dust control	\$480,559	\$675,998	\$937,089	\$890,000	\$130,000
533-Grader blades	\$142,048	\$149,989	\$59,994	\$143,000	\$143,000
534-Gravel (apply; supply and apply)	\$551,199	\$4,354,767	\$2,935,062	\$3,578,583	\$1,767,084
535-Gravel reclamation cost:	\$0	\$0	\$0	\$0	\$50,000
543-Natural gas	\$111,262	\$124,159	\$125,317	\$128,013	\$202,061
544-Electrical power	\$662,523	\$664,479	\$548,002	\$717,093	\$878,157
550-Carbon Tax	\$71,966	\$107,216	\$107,595	\$104,000	\$166,400
710-Grants to local governments	\$1,793,917	\$2,585,852	\$2,250,000	\$2,250,000	\$2,250,000
735-Grants to other organizations	\$2,108,278	\$1,965,625	\$2,158,936	\$2,329,147	\$2,386,057
763/764-Contributed to Reserves	\$3,347,133	\$7,748,602	\$0	\$2,407,959	\$4,184,719
810-Interest and service charges	\$24,827	\$22,720	\$17,371	\$22,360	\$22,360
831-Interest - long term debt	\$426,794	\$388,712	\$156,644	\$366,662	\$333,735
832-Principle - Long term debt	\$1,538,281	\$1,361,746	\$736,227	\$1,356,458	\$1,183,120
921-Bad Debt	\$1,673,586	\$578,265	\$17,603	\$1,500,000	\$1,005,000
994-Change in Inventory	(\$30,712)	(\$1,461)	\$0	\$300,000	(\$467,084)
One Time projects	\$6,011,414	\$6,391,567	\$858,236	\$902,394	\$39,800
TOTAL	\$36,203,428	\$44,534,792	\$23,236,158	\$35,762,052	\$34,863,487

Surplus/Deficiency

(\$0)

2023 OPERATING REVENUE EXPENSE TOTALS

	2020 Actual	2021 Actual	2022 YTD	2022	2023
	Total	Total	Total	Budget	Budget
Taxes	\$23,617,379	\$23,676,633	\$24,308,064	\$24,358,080	\$25,931,337
User Fees/Sales /Rentals	\$981,548	\$1,103,028	\$726,152	\$1,179,847	\$1,287,953
Water/Sewer Rates	\$4,258,660	\$4,516,437	\$3,454,250	\$4,467,283	\$4,813,085
Penalties- Overdue Accounts	\$1,098,665	\$746,494	\$223,171	\$721,000	\$325,000
Permit & Fees	\$461,114	\$571,685	\$290,580	\$438,000	\$541,000
Interest Earnings	\$373,405	\$237,432	\$392,560	\$325,000	\$425,000
Grants	\$9,290,798	\$8,014,096	\$567,727	\$720,919	\$564,671
Other Revenue	\$492,641	\$979,134	\$422,720	\$542,112	\$394,500
Reserve Draws	\$286,967	\$1,350,610	\$0	\$3,009,811	\$580,941
Total Revenues	\$40,861,177	\$41,195,549	\$30,385,224	\$35,762,052	\$34,863,487
Expenditures					
	2020 Actual	2021 Actual	2022 YTD	2022	2023
	Total	Total	Total	Budget	Budget
Salaries and Benefits	\$8,711,261	\$8,612,947	\$6,206,593	\$8,862,284	\$8,962,349
Materials and Supplies	\$3,230,399	\$7,096,033	\$5,611,860	\$7,403,805	\$4,434,210
Contracted Services	\$5,746,142	\$6,004,502	\$3,803,642	\$6,647,757	\$7,482,985
Utilities	\$1,560,684	\$1,778,220	\$1,419,044	\$1,713,226	\$2,529,152
Debt/Capital Financing	\$7,010,621	\$10,100,045	\$927,846	\$5,653,439	\$6,778,934
Grants	\$3,902,195	\$4,551,477	\$4,408,936	\$4,579,147	\$4,636,057
One Time Projects	\$6,011,414	\$6,391,567	\$858,236	\$902,394	\$39,800
Amorfization	\$10,146,270	\$10,250,146	\$0	\$10,250,393	\$0
Total Expenditures	\$36,172,716	\$44,534,792	\$23,236,158	\$35,762,052	\$34,863,487
Estimated 2023 Shortfall				\$0	(\$0)

2023 Estimated Shortfall

(\$0)

Mackenzie County
2023 Budget
Contributions to Reserves as per Policy

Reserves	2023 Operating Budget	Minimal contribution	Reserve Policy #
Roads	500,000	500,000	Reserve Policy #4
Vehicle & Equipment/Emergency Services	250,000	250,000	Reserve Policy #6
Recreation and Parks	50,000	50,000	Reserve Policy #8
Surface Water Management	500,000	500,000	Reserve Policy #9
Gravel Crushing	500,000	500,000	Reserve Policy #14
Street Light Replacement	253,750	253,750	Reserve Policy #19
Grants to Other Organizations	20,000	20,000	Reserve Policy #20
Bridge Reserve	200,000	200,000	Reserve Policy #21
Recreation Reserve - LC	20,000	20,000	Reserve Policy #23
Recreation Reserve - FV	20,000	20,000	Reserve Policy #22
Recreation Reserve - ZA	20,000	20,000	Reserve Policy #24
Vehicle & Equipment/Emergency Services	100,000	-	Fire Halls (FV&LC)
Total	2,433,750	2,333,750	

Contributions to Reserves as per Revenues/Policies			
Municipal Reserve	80,000	80,000	Reserve Policy #10
Gravel Reclamation Reserve	85,000	85,000	Reserve Policy #5
Off Site Levy Reserve	55,000	55,000	Reserve Policy #3
Water/Sewer (2023 Operating)	1,507,969	1,507,969	Reserve Policy #13
General Operating Reserve	23,000	23,000	CM 22-10-741 (Waste cans Qty 230)
Total	1,750,969	1,750,969	

**TOTAL CONTRIBUTIONS TO RESERVES
 IN THE 2023 BUDGET**

4,184,719	4,084,719
------------------	------------------

Draws from Reserves

Gravel Reclamation Reserve	50,000	
General Operating Reserve	35,000	CM 22-10-751 (One Time CF)
General Operating Reserve	300,000	2022 Bad Debt
General Operating Reserve	195,941	Deficit funding - Tracking 6&7

**TOTAL DRAWS FROM RESERVES
 IN THE 2023 OPERATING BUDGET**

580,941

6	2-43-50	Zama WTS	-\$13,406		-\$2,495,109	CM 2022-12-06-07
	2-51-735	FV Seniors Grant	-\$6,000		-\$2,501,109	
	4	Reserve Fire Hall	-\$100,000		-\$2,601,109	
	2-32-30/40-530	Operations - Oil		\$500,000	-\$2,101,109	
	2-32-30/40-259	Rural Road Repair	-\$500,000		-\$2,601,109	
	2-32-532	Operations - Calcium		\$160,000	-\$2,441,109	
	1-32-420	Calcium +20%	\$7,600		-\$2,433,509	
	1-32-420	Rural Snow Plow	\$1,000		-\$2,432,509	
	2-32-511	Culverts		\$95,000	-\$2,337,509	
	1-61/66-525	Planning & Development	\$100,000		-\$2,237,509	
	1-85	Police Costing Tax	\$780,501		-\$1,457,008	
	1-85	Carbon Tax Tax	\$166,400		-\$1,290,608	
	1-85	Tax Assessment Estimate	\$632,002		-\$658,606	
	4	General Operating Reserve - Bad Debt	\$300,000		-\$358,606	
	4	General Operating Reserve	\$358,606		\$0	
7	1-12-598	Gravel Aggregate Revenue	\$85,000		\$85,000	CM 2023-01-11
	4	Gravel Reclamation Reserve		\$85,000	\$0	
	1-43-30/40-420	Hamlet Residential Waste	\$249,200		\$249,200	
	2-43-40-243	Hamlet Residential Collection		\$188,763	\$60,437	
	2 110/132/136	Various rate amendments incl adjustments CPP/EI/WCB/E		\$102,228	\$162,665	
	4	General Operating Reserve - Return	-\$162,665		\$0	

		2023 Recommended approved 11/16/2022	2023 Requests	2022 Budget	2021 Budget	2020 Budget	2019 Budget
Fort Vermilion Recreation Society:	Operating - Board & Facilities	\$0	\$244,600	\$214,178	\$214,178	\$214,178	\$214,178
	Paid by County:						
	Operating - utilities	\$148,741	\$148,741	\$139,062	\$133,661	\$131,040	\$128,471
	Operating - insurance	\$23,769	\$23,769	\$13,139	\$25,000	\$17,958	\$17,958
	TOTAL	\$172,511	\$417,111	\$366,379	\$372,839	\$363,176	\$360,607

		2023 Recommended approved 11/16/2022	2023 Requests	2022 Budget	2021 Budget	2020 Budget	2019 Budget
La Crete Recreation Society:	Operating - Board & Facilities	\$385,790	\$385,790	\$372,490	\$345,190	\$345,190	\$345,190
	Paid by County:						
	Operating - utilities	\$177,013	\$177,013	\$156,631	\$150,549	\$147,597	\$144,703
	Operating - insurance	\$57,112	\$57,112	\$35,961	\$45,901	\$39,131	\$39,131
	TOTAL	\$619,916	\$619,916	\$565,082	\$541,640	\$531,918	\$529,024

		2023 Recommended approved 11/16/2022	2023 Requests	2022 Budget	2021 Budget	2020 Budget	2019 Budget
Zama Recreation Society (excl. FCSS & excl. Chamber of Commerce)	Operating - Board & Facilities	\$137,181	\$137,181	\$137,181	\$137,182	\$137,182	\$137,182
	Paid by County:						
	Operating - Utilities	\$24,261	\$24,261	\$11,246	\$10,810	\$10,598	\$10,390
	Operating - Insurance	\$10,221	\$10,221	\$5,648	\$8,972	\$6,107	\$6,107
	TOTAL	\$171,663	\$171,663	\$154,075	\$156,964	\$153,887	\$153,679

Summary of Recreation Boards Budget History

	2023 Recommended approved 11/16/2022	2023 Requests	2022 Budget	2021 Budget	2020 Budget	2019 Budget
Summary						
Total operating	\$522,971	\$767,571	\$723,849	\$696,550	\$696,550	\$696,550
County-paid utilities & insurance	\$441,118	\$441,118	\$361,688	\$374,893	\$352,431	\$346,760
One Time Projects added to Op R&M						
Grand total	\$964,089	\$1,208,689	\$1,085,537	\$1,071,443	\$1,048,981	\$1,043,310

Fort Vermilion Recreation Society:	2023 Recommended approved 11/16/2022	2023 Request	2022 Budget	2021 Budget	2020 Budget	2019 Budget
	\$20,000	\$223,238	\$73,400	\$0	\$78,443	\$98,400
2022 Capital Grant Requests	2023 Recommended approved 11/16/2022	2023 Requests	Cost Allocation			
			Rec. Board cost share	County cost share	Total	
Bleachers for Rodeo Grounds	\$0	\$22,635			\$0	
Bucking chutes Rodeo Grounds	\$0	\$110,604			\$0	
Upgrading Lights in hall to LED	\$0	\$30,000			\$0	
Skate Park Expansion	\$0	\$50,000			\$0	
Volleyball Court Fencing	\$5,000	\$5,000			\$0	
Volleyball Court Lights	\$5,000	\$5,000			\$0	
Ice Edger	\$10,000				\$0	
TOTAL CAPITAL REQUESTS	\$20,000	\$223,238	\$0	\$0	\$0	

La Crete Recreation Society:	2023 Recommended approved 11/16/2022	2023 Request	2022 Budget	2021 Budget	2020 Budget	2019 Budget
	\$62,500	\$62,500	\$76,500	\$16,000	\$52,900	\$174,963
2022 Capital Grant Requests	2023 Recommended approved 11/16/2022	2023 Requests	Cost Allocation			
			Rec. Board cost share	County cost share	Total	
Infrared Camera for new arena	\$7,000	\$7,000			\$0	
Parking Lot	\$50,000	\$50,000			\$0	
Splash Park	\$5,500	\$5,500			\$0	
TOTAL CAPITAL REQUESTS	\$62,500	\$62,500	\$0	\$0	\$0	

Zama Recreation Society (excl. FCSS & excl. Chamber of Commerce)	2023 Recommended approved 11/16/2022	2023 Request	2022 Budget	2021 Budget	2020 Budget	2019 Budget
	\$0	\$0	\$37,000	\$0	\$0	\$32,897
2022 Capital Grant Requests	2023 Recommended approved 11/16/2022	2023 Requests	Cost Allocation - Approved			
			Rec. Board cost share	County cost share	Total	
TOTAL CAPITAL REQUESTS	\$0	\$0	\$0	\$0	\$0	

Summary of Recreation Boards Budget History

Summary	2023 Recommended approved 11/16/2022	2023 Requests	2022 Budget	2021 Budget	2020 Budget	2019 Budget
Total capital (County's portion)	\$82,500	\$285,738	\$186,900	\$16,000	\$131,343	\$306,260
Grand total	\$82,500	\$285,738	\$186,900	\$16,000	\$131,343	\$306,260

**Mackenzie County
Grants to Other Non-Profit Organizations**

Library Boards

	2023 Recommended approved 11/16/2022	2023 Request	change	2022 Budget	change	2021 Budget	change	2020 Budget	change	2019 Budget	change
Mackenzie Library Board	\$243,000	\$243,000	0%	\$243,000	0%	\$243,000	0%	\$243,000	0%	\$243,000	7%
Capital Reserve Fund		\$0	-100%	\$20,000							
Utilities	\$19,082	\$19,082	0%	\$19,059	4%	\$18,348	23%	\$14,939	5%	\$14,228	5%
Total	\$262,082	\$262,082	-7.1%	\$282,059	7.6%	\$262,059	1.6%	\$257,939	0%	\$257,228	6.49%
Population (based on 2017)		12512		12512		12512		10927		10927	
\$ per capita		\$20.95		\$22.54		\$20.94		\$23.61		\$23.54	

FCSS

	2023 Recommended approved 11/16/2022	2023 Request	change	2022 Budget	change	2021 Budget	change	2020 Budget	change	2019 Budget	change
Fort Vermilion FCSS	\$149,202	\$218,700	47%	\$149,202	0%	\$149,202	0%	\$149,202	0%	\$149,202	0%
La Crete FCSS	\$215,210	\$238,038	11%	\$215,210	0%	\$215,210	0%	\$215,210	0%	\$215,210	0%
Zama FCSS	\$8,941	\$8,941	0%	\$8,941	0%	\$8,941	0%	\$8,941	0%	\$8,941	0%
Total FCSS Funding Requested:	\$ 373,353	\$465,679	25%	\$373,353	0%	\$373,353	0%	\$373,353	0%	\$373,353	0%
Provincial FCSS Funding (80%)	\$ 298,682	\$298,682	0%	\$298,682	0%	\$298,682	0%	\$298,682	0%	\$298,682	0%
Municipal Share (20%)+	\$ 74,671	\$74,671	0%	\$74,671	0%	\$74,671	0%	\$74,671	0%	\$74,671	0%
Provincial + Municipal funding available:	\$ 373,353	\$373,353	0%	\$373,353	0%	\$373,353	0%	\$373,353	0%	\$373,353	0%
Requested over the funding available:	\$ -	\$92,326		\$0		\$0		\$0		\$0	

The 20% municipal share is funded by the County's municipal taxes.

Mackenzie County
Grants to Other Non-Profit Organizations

Cemeteries

	Location	2023 Recommended approved 11/02/2022	2023 Requests	2022 Budget	2021 Budget	2020 Budget	2019 Budget
Cornerstone Evangelical Church	Blumenort		*	600		\$600	\$600
High Level Cemetary	High Level	\$600	\$600	\$600	\$600	\$600	\$600
La Crete Bergthaler	La Crete	\$600	\$600	\$600	\$600	\$600	\$600
La Crete Christian Fellowship	La Crete	\$600	\$600	\$600	\$600	\$600	\$600
Living Hope Evangelical Church	Wilson Prairie		*			\$600	
North Paddle River Cemetary	Rocky Lane	\$600	\$600	\$600	\$600	\$600	\$600
Ruthenian Greek Cemetary	Rocky Lane	\$600	\$600	\$600	\$600	\$600	\$600
St. Henry's RC Cemetary	Fort Vermilion		*		\$600	\$600	\$600
St. Luke's Anglican Cemetary	Fort Vermilion	\$600	\$600			\$600	\$600
Total:		\$3,600	\$3,600	\$3,600	\$3,600	\$5,400	\$4,800

* NO request received

Agriculture

Organization	Operating or Capital	2023 Recommended approved 11/02/2022	2023 Requests	2022 Budget	2021 Budget	2021 Request	2020 Budget
Frontier Veterinary Services	Operating - Large Animal	\$40,000	\$40,000	\$40,000	\$40,000	\$40,000	\$40,000
	Operating	\$45,000	\$45,000	\$45,000	\$45,000	\$45,000	\$45,000
FV Mackenzie Applied Research Association	Operating	\$50,000	\$50,000	\$50,000	\$50,000	\$50,000	\$50,000
	Operating	\$10,000	\$10,000	\$10,000	\$10,000	\$15,000	\$15,000
Farm Safety	Operating	\$0	\$3,500	\$3,500	\$3,500	\$2,500	\$2,500
Total		\$145,000	\$148,500	\$148,500	\$148,500	\$152,500	\$152,500

Mackenzie County
Grants to Other Non-Profit Organizations

Organization	Operating or Capital	2023 Recommended approved 11/16/2022	2023 Requests	2022 Budget	2021 Budget	2020 Budget	2019 Budget	2023 Notes
FV Agricultural Society - Heritage Centre	Operating	\$ 27,750	\$34,320	\$27,750	\$27,750	\$27,750	\$27,750	Wages for full time Heritage Centre Assistant, operations
FV Area Board of Trade	Operating	\$ 16,000	\$13,000	\$16,000	\$17,000	\$17,000	\$17,000	Operating expenses for Building maintenance \$8,000; Hosting Community events - Moonlight Madness, Christmas tree lighting, Canada Day breakfast \$5,000
	Capital	\$ -	\$10,000	\$0	\$0	\$0	\$0	New park benches: \$5,000; Monument for cenotaph: \$5,000 **Work w streetscape
FV & Area Seniors' and Elders' Lodge Board 1788	Operating	\$ -	\$0	\$0	\$0	\$0	\$8,000	No Application Received.
FV Friends of the Old Bay House Society	Utilities only	\$ -	\$0	\$2,500	\$2,500	\$2,500	\$2,500	No Application Received.
FV Grazing Reserve	Capital	\$ 40,000	\$40,000	\$0	\$0	\$0	\$0	1/2 Mile of road to access community pasture at RR133 North of TWNP RD1102 wait for application approval BP
FV Royal Canadian Legion, Branch 243	Operating	\$ 8,000	\$8,000	\$8,000	\$8,000	\$8,000	\$8,000	Utilities expense
	Capital	\$ -	\$0	\$23,637	\$0	\$0	\$0	
FV Seniors' Club	Operating	\$ 6,000	\$0	\$6,000	\$6,000	\$6,000	\$6,000	No application received for 2023. 2022 request received in Council June 2022
	Capital	\$ -	\$0	\$0	\$0	\$12,000	\$0	
Golden Range Society of High Level	Operating	\$ -	\$0	\$6,000	\$0	\$0	\$0	No application Received
HL Agricultural Exhibition Association	Capital	\$ 4,900	\$4,900	\$7,000	\$10,000	\$10,000	\$20,000	Smarty Extreme Roping Machine \$3,400, Replacement Cooler for Kitchen \$1,500
	Operating	\$ -	\$0	\$0	\$0	\$0	\$40,000	
	Sponsorship	\$ -	\$0	\$0	\$0	\$0	\$8,000	
HL Community Policing Society	Operating	\$ -	\$163,016	\$0	\$0	\$0	\$0	Funding request to cover operational costs of facility maintenance, service delivery as well as the salary & benefits for the role of centre coordinator at the Bison Child & Youth Advocacy Centre
HL Rural Community Hall	Operating	\$ -	\$0	\$10,000	\$10,000	\$10,000	\$10,000	Will not be submitting application for 2023 Budget year
	Capital	\$ -	\$0	\$6,000	\$7,500	\$10,000	\$15,000	Will not be submitting application for 2023 Budget year
L.A. on Wheels Society	Operating	\$ 35,000	\$35,000	\$35,000	\$35,000	\$35,000	\$45,000	as per agreement, maximum repairs up to \$35,000
LC Area Chamber of Commerce	Operating	\$ 25,000	\$28,000	\$25,000	\$25,000	\$25,000	\$25,000	Operating Funds
LC Agricultural Society - Mennonite Heritage Village	Capital	\$ 13,000	\$17,500	\$13,000	\$13,000	\$13,000	\$13,000	Extension to museum equipment shed \$17,500
	Supplementary	\$ 45,000	\$75,000	\$45,000	\$45,000	\$45,000	\$45,000	Operating Expenses
	Operating-Utilities & Insurance	\$ 45,000	\$45,000	\$45,000	\$45,000	\$45,000	\$43,000	
LC Community Equine Centre	Operating - Heat and Power	\$ -	\$0	\$10,000	\$10,000	\$0	\$10,000	No application received
La Crete Ferry Campground Society	Operating	\$ -	\$0	\$0	\$0	\$0	\$7,000	No application received. Insurance as per agreement. Move Insurance to Operating
	Insurance	\$ 2,500	\$2,500	\$2,500	\$2,500	\$2,000	\$1,615	
LC Field of Dreams Stampede Committee (Rodeo)	Capital	\$ -	\$0	\$9,000	\$0	\$0	\$7,500	No application received
LC Meals for Seniors	Operating	\$ 6,000	\$8,000	\$6,000	\$6,000	\$6,000	\$6,000	Providing well balanced, nutritional meal once a day for the senior citizens living in the Altenheim.
LC Polar Cats	Operating	\$ 15,000	\$15,000	\$15,000	\$7,500	\$5,000	\$5,000	Operating costs of maintaining trails, cabin, and equipment, and insurance and land lease fees.
LC Seniors Inn (drop-in centre)	Operating	\$ 3,000	\$3,000	\$3,000	\$3,000	\$3,000	\$3,000	Operating Costs
	Operating - Utilities	\$ 4,000	\$4,000	\$4,000	\$4,000	\$4,000	\$4,000	
Mackenzie Ski Hill Society	Operating	\$ 30,000	\$30,000	\$0	\$0	\$0	\$0	Operational costs & Insurance
Rainbow Lake Youth Center	Operating	\$ 25,000	\$38,000	\$25,000	\$25,000	\$25,000	\$25,000	Employee wages \$30,000, operating costs \$3,000, hosting activities \$5,000
	Capital	\$ -	\$4,500	\$0	\$0	\$0	\$0	Upgrading the outdated and unrepairable gaming consoles
Rocky Lane Agricultural Society	Capital	4 loads of 3/4 Gravel	1 load of 3/4 Gravel	4 loads of gravel	gravel	\$15,000	\$15,000	Gravel area for antique farm equipment display: 1 load of gravel
	Supplementary	\$ 15,000	\$15,000	\$15,000	\$15,000	\$3,000	\$14,450	Operation of riding arena, community hall, and cross country
	Operating - Arena Heat and Power	\$ 10,000	\$10,000	\$10,000	\$10,000	\$10,000	\$10,000	Utility reimbursement request included in \$25,000 supplementary funds request.
Tompkins Improvement Board	Operating	\$ 26,200	\$21,200	\$0	\$0	\$0	\$0	Utilities Expense
	Capital	\$ 5,000	\$10,000	\$0	\$0	\$0	\$0	Zamoni \$5,000, 12x16 Shed \$5,000
ZA Chamber of Commerce	Operating	\$ 8,000	\$8,000	\$8,000	\$8,000	\$8,000	\$8,000	No application received.
Festival of Trees	Operating	\$ -	\$0	\$0	\$0	\$0	\$2,000	
REDI	Operating	\$ 28,000	\$28,000	\$28,000	\$28,000	\$28,000	\$28,000	
High School Bursaries	Operating	\$ 50,000	\$25,000	\$25,000	\$25,000	\$25,000	\$25,000	Bring back Bursaries to COW for policy review NADC Partnership - University/College
Grants to Other Organizations - Misc	Operating	\$ 15,000	\$15,000	\$15,000	\$15,000	\$15,000	\$15,000	
Cemetaries	Operating	\$ 3,600	\$3,600	\$3,600	\$3,600	\$5,400	\$4,800	
Emergent/ Emergency Funding	Operating	\$ -	\$20,000	\$20,000	\$20,000	\$20,000	\$20,000	Grants to Other Organization Budget - Under Administration
Total		\$ 511,950	\$734,536	\$474,987	\$434,350	\$440,650	\$546,035	

2023 +/- **\$36,963**



Mackenzie County

REQUEST FOR DECISION

Meeting:	Budget Council Meeting
Meeting Date:	January 11, 2023
Presented By:	James Thackray, Chief Administrative Officer
Title:	Organization Chart Review (HANDOUT)

BACKGROUND / PROPOSAL:

As part of the 2023 budget development, Council reviews the Organization Chart for review of levels of service, and any amendments recommended by administration.

All positions approved in the September 13, 2022 Organizational Chart are included in the 2023 Draft Operating Budget.

Council requested that administration provide an updated Organizational Chart including all Temporary and Casual positions.

Administration is request the following position be considered for 2023:

- 1- Over the past several months, it has been identified that the records management system is several years behind in scanning, and ensuring documentation is available on DocuShare. With the transition to Docushare a couple years ago, there was information on in hardcopy that required scanning, along with and documents that administration may have stored within their offices. This backlog, along with the additional documentation being received, as well as the yearly information has caused not all documentation to be most current on Docushare. To assist in ensuring that the information is processed, administration is requesting that a one year Temporary Records Clerk be incorporated into the 2023 Operating Budget.

Administration is continuing to review required service deliveries which may impact the organizational chart. Any amendments presented would be incorporated in to the budget once approved.

OPTIONS & BENEFITS:

Author: J. Batt **Reviewed by:** _____ **CAO:** J. Thackray

N/A

COSTS & SOURCE OF FUNDING:

Temporary Salary & Benefits Range - \$62,640 - \$81,348

**Temp employees do not include STD, LTD, LAPP, Sick Leave, Special Leave, and Vacation is auto paid out at 6%.*

*Benefits available to employee Medical, Dental, Life, Dependent Life, ADD
Requesting 1 year Temporary Position*

To be funded by the 2023 tax levy

SUSTAINABILITY PLAN:

N/A

COMMUNICATION/PUBLIC PARTICIPATION:

N/A

POLICY REFERENCES:

N/A

RECOMMENDED ACTION:

Simple Majority Requires 2/3 Requires Unanimous

That the January 11th, 2023 Organizational Chart be amended as discussed.

OR

Simple Majority Requires 2/3 Requires Unanimous

That the January 11th, 2023 Organizational Chart be received for information

Author: J. Batt Reviewed by: _____ CAO: J. Thackray



Mackenzie County

REQUEST FOR DECISION

Meeting:	Budget Council Meeting
Meeting Date:	January 11th, 2023
Presented By:	Don Roberts, Director of Community Services
Title:	Fire Department Communication Review – AFRRACS

BACKGROUND / PROPOSAL:

During budget deliberations, Council requested administration bring back a more defined budget and breakdown of all costs related to the AFRRAC system.

Current Fire Department Communications System

The current system was put in place in 2014 with an expected life of 10years before any major upgrades or replacements would be required.

The current system involves three communication towers located at Watt Mountain, Fort Vermilion (intersection of highway 88 and 697) and Buffalo Head of which Mackenzie County pays rental fees for all 3 sites.

At each of these tower sites the County own equipment/repeater that require annual maintenance and will require future upgrades/replacement.

Location	Annual Rental	Estimated Maintenance	Total
Watt Mountain	\$4,583	\$2,000	\$6,583
Fort Vermilion	\$4,513	\$2,000	\$6,513
Buffalo Head	\$3,720	\$2,000	\$5,720
	Annual Satellite Phone usage		\$2,208
	Total Yearly Cost		\$21,024

Note: If the AFRRAC system is adopted, this annual expense would no longer be required

The current system also involves pagers, handheld radios, mobile radios and Satellite phones. The pagers were required prior to cell phones being commonly used. Due to the wide use of cell phones and Mackenzie County paying for personal cell phone use, pagers will not be replaced.

Radio – Handheld & Mobil

Location	#Mobil	Replacement Cost	#Handheld Current/Required	Replacement Cost
La Crete	10	Not Needed	28/20	\$2,555 ea. <u>Total</u> \$51,100
Fort Vermilion	6	Not Needed	15/10	\$2,555 ea. <u>Total</u> \$25,550
Zama	2	Not Needed	7/2	Not Needed
Total Current Replacement Cost				\$76,650

Issues with Current System

1. The current system has multiply geographic areas where there is no service. No communications from County Fire Department members and Dispatch. This leads to members not being dispatched properly or loss of communications during an emergency call. The Fort Vermilion department has constant issues.
2. Loss of total Communications. During the last year Fire departments have reported the system was down for multiple days and needed to rely completely on cell phones.
3. The current system cannot communicate with other agencies. This would include any time Mackenzie County responds to a call out where other agencies such as other municipal fire departments, Alberta Wildfire (Forestry) or Alberta AHS (ambulance) also respond to an emergency.
4. Tower rental, radio upgrades and maintenance costs are increasing.

AFRRAC Cost Breakdown

Location	#Handheld	Cost/Radio		
La Crete	20	\$3,397	\$67,940	
Fort Vermilion	10	\$3,397	\$33,970	
Zama	2	\$3,397	\$10,191	
			Subtotal	\$112,101
La Crete	10	\$2,957	\$29,570	
Fort Vermilion	6	\$2,957	\$17,742	
Zama	2	\$2,957	\$5,914	
			Subtotal	\$53,226
		One-time setup Fee and Programming		<u>\$5,731</u>
		Total -		\$172,058

Annual Programming fee - **\$3,132**

Other Annual Cost required under both Systems

911 Dispatch – Contract expires 2025	\$29,415/year
IAMRESPONDING	\$1,730

OPTIONS & BENEFITS:

Option 1

Remain with the current Fire Departments Communications system and provide support for upgrades and replacements.

Option 2

Support the move for Mackenzie County Fire departments to adopted the AFRRCS system and approve current year capital budget.

COSTS & SOURCE OF FUNDING:

Option 1 - \$77,000

Option 2 - \$173,000 plus 5% contingency = \$181,650

SUSTAINABILITY PLAN:

COMMUNICATION/PUBLIC PARTICIPATION:

POLICY REFERENCES:

RECOMMENDED ACTION:

- Simple Majority Requires 2/3 Requires Unanimous

To approve the 2023 Capital budget for the purchase of the Alberta First Responders Radio Communications system for \$181,650

Alberta First Responders Radio Communications System

The provincewide radio system helps first-responders, such as police, fire and ambulance, coordinate to improve safety and response times.

Overview

The Alberta First Responders Radio Communications System (AFRRCS) is a two-way radio network for first responders in municipal, provincial and First Nations agencies across the province. AFRRCS became operational in July, 2016. The system was designed to allow agencies to share talk groups allowing inter-agency communications in a fashion previously unheard of.

Vision

AFRRCS is Alberta's first responder land mobile radio solution.

Mission

To provide quality, cost effective, secure, reliable, accessible land mobile radio communications supporting all Alberta first responders. AFRRCS Operations, Maintenance and Sustainability (OMS) is responsible for the maintenance of the system and network to allow communications encompassing 335 sites and over 33,000 devices. The system is monitored 24/7, 365 days a year by the System Control Center (SCC).

Public safety agencies using AFRRCS include:

- first responders, such as police, fire and ambulance services
- secondary responders, such as public works and public transit

Agencies using AFRRCS are able to:

- fully coordinate joint responses to emergency scenes
- improve and integrate radio communication among first responders from different agencies
- reduce the cost of radio system infrastructure
- use robust, resilient public safety grade radio technology in day-to-day operations

First responder agencies are eligible to use the system on a no-cost basis. Approved secondary responders are able to use the system with a yearly fee.

For further information on AFRRCS and how your agency can join, contact the AFRRCS Business Relationship Coordinators.

Municipalities that currently utilize the Alberta First Responders Radio Communications System within the Grande Prairie 911 response area.

City of Grande Prairie

Town of Peace River

County of Grande Prairie

Northern Lights County

MD Greenview

Northern Sunrise County

Town of Valleyview

MD Peace

Town of Fox Creek

Town of High Level Town

Central Peace Fire Rescue (Spirit River,
Rycroft)

MD Smoky River

Saddle Hills

High Prairie

MD Lesser Slave River

Town of Swan Hills

Town of Slave Lake

Big Lakes County

Transition in Progress

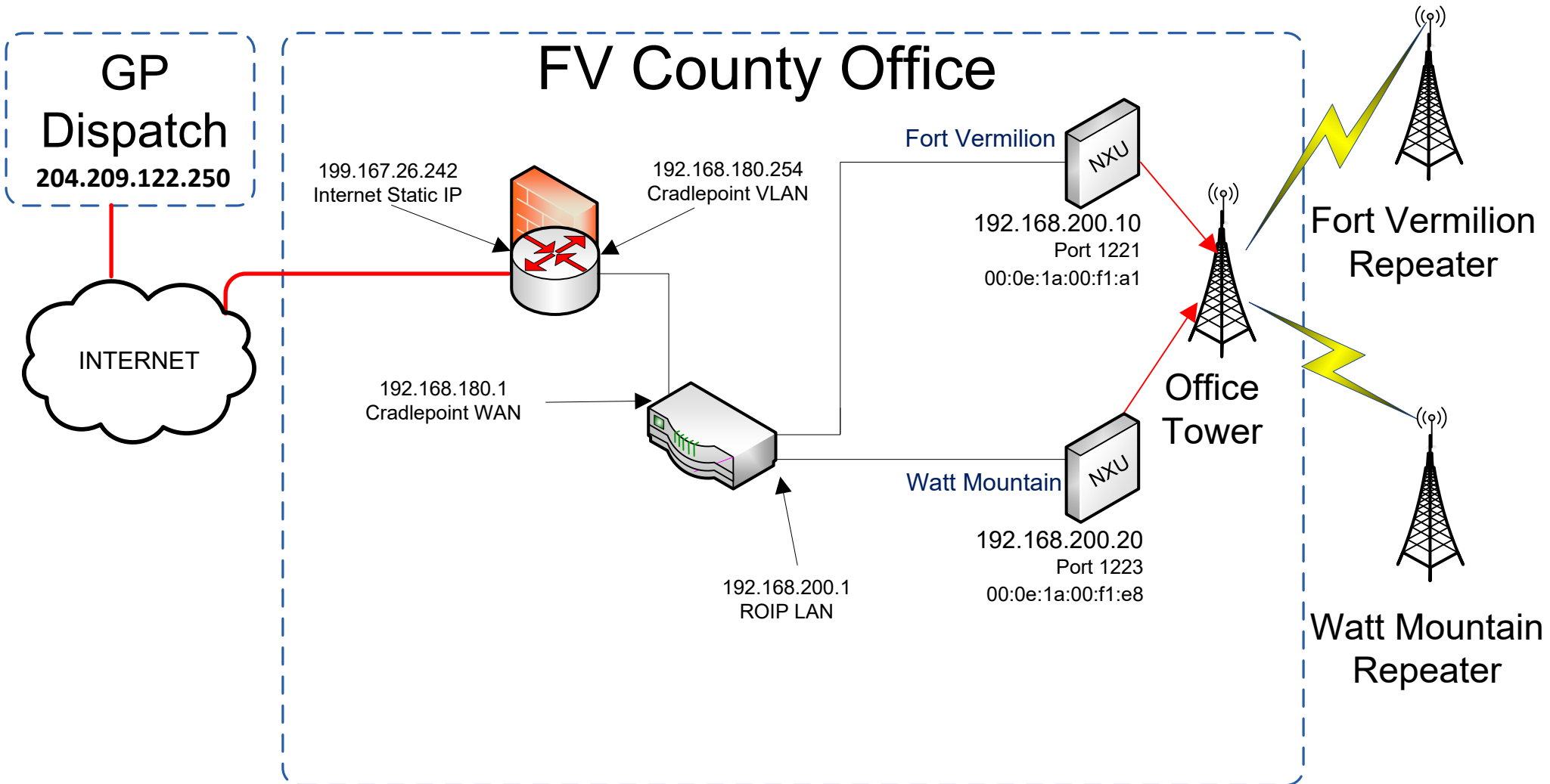
Town of Fairview

Sturgeon Lake FN

MD Fairview

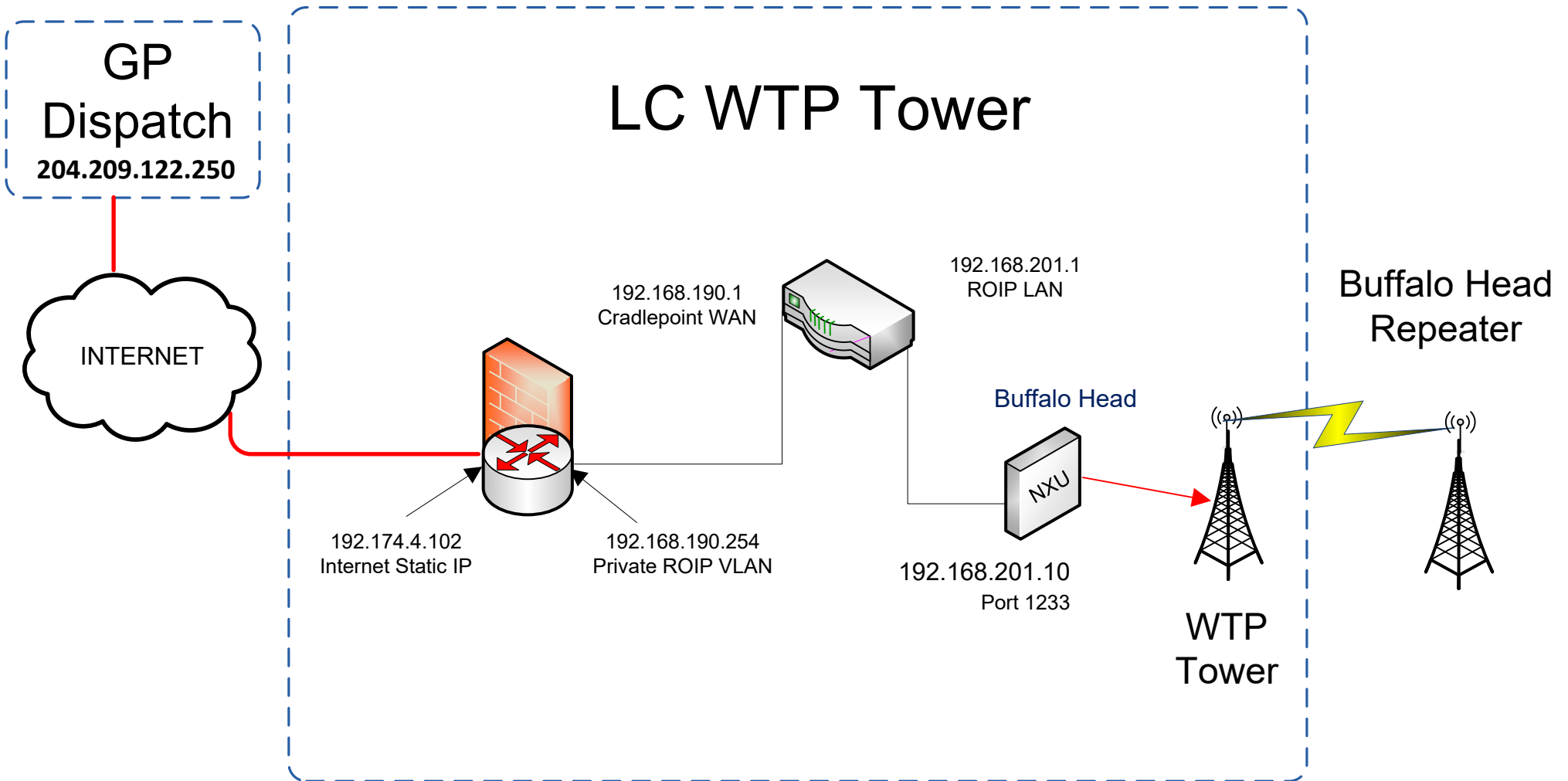
MD Opportunity

Dispatch Network Diagram



* Note: Must be on Cradlepoint LAN subnet directly to access the Router configuration page

Dispatch Network Diagram



* Note: Must be on Cradlepoint LAN subnet directly to access the Router configuration page



Mackenzie County

REQUEST FOR DECISION

Meeting:	Budget Council Meeting
Meeting Date:	January 11, 2023
Presented By:	Jennifer Batt, Director of Finance
Title:	Review 2023 Capital Projects

BACKGROUND / PROPOSAL:

During the December 6th -7th, 2022 Budget Council meeting, Council reviewed the 2023 Capital Projects that administration recommended for review.

As Council is aware, grant funding sources are reducing, and additional pressure has been placed on operating budget by various downloads from the provincial government. Along with the downloading, price increases for soft services such as fuel, electricity, natural gas, and insurance has had a negative impact on the operating budget which impacts the ability to funds various reserves.

Administration has identified that there are numerous outstanding projects from previous years that are currently funded, and request that Council use some restraint in any approving any 2023 projects due to staffing restrictions, and contractor pricing. If Council wishes to proceed with some projects, administration is requesting Council review the list to assist with further investigation of funding options.

There is currently \$6.5M being requested in 2023, with an estimated \$2.3M in grant funding.

All projects recommended would require funding from various reserves, or grants if applicable and available. Some projects Council may choose to fund by means of Debenture, Off-Site Levy, or Special Tax Bylaw.

OPTIONS & BENEFITS:

N/A

COSTS & SOURCE OF FUNDING:

MSI estimated Capital grant \$1,577,420
CCBF estimated capital grant \$749,000
STIP funding – applications submitted x 3
Various reserves
Debenture
Off-site Levy

SUSTAINABILITY PLAN:

N/A

COMMUNICATION/PUBLIC PARTICIPATION:

N/A

POLICY REFERENCES:

N/A

RECOMMENDED ACTION:

Motion #1

Simple Majority Requires 2/3 Requires Unanimous

That the January 11th, 2023 Draft Capital Project list be amended as discussed, with administration bringing forward funding options to the next Council meeting for review.

2023

Recommended by
 Council - 12-07-22

CAPITAL PROJECT COSTS:

			NOTES/FUNDING OPTIONS
(12) - Administration Department			
LC - Photocopier	\$50,000	\$50,000	Reduced to \$50,000 w trade in - MSI
LC - Dell Server	\$33,500	\$33,500	7 yr replacement cycle - MSI
Total department 12	\$83,500	\$83,500	\$83,500

(23) - Fire Department			
AFRRACs	\$250,000	\$0	All dept - Buy back old equipment \$10k est - Bring back additional information requested
Replace Radios all departments	\$71,475	\$0	Not required if AFRRACs is approved
LC - Thermal Imaging	\$10,000	\$10,000	Additional information requested CCBF
LC - Jaws of Life	\$30,000	\$30,000	CCBF
FV - Shingle Replacement	\$8,000	\$8,000	Gen Cap Res
Total department 23	\$369,475	\$48,000	\$48,000

(32) - Transportation Department			
Grader - FV	\$701,253	\$701,253	Changed from \$754,000 - Buyback \$316,00 NEW BB \$294,217 - V&E Res \$407,036 MSI
Grader - FV	\$701,253	\$701,253	Changed from \$754,000 - Buyback \$316,00 NEW BB \$294,217 - V&E Res \$407,036 MSI
Grader - LC	\$701,253	\$701,253	Changed from \$754,000 - Buyback \$316,00 NEW BB \$294,217 - V&E Res \$407,036 MSI
Sidewalk Sweeper - FV	\$64,000	\$71,400	Updated price - Sell Toolcat value \$40k - Balance MSI
Truck - Director of Projects & Infrastructure	\$63,000	\$63,000	MSI
Truck/Vehicle - Office FV	\$35,000	\$35,000	2023-Ford Escape - MSI
Truck/Vehicle - Office LC	\$35,000	\$35,000	2023-Ford Escape - MSI
Truck - CAO	\$63,000	\$63,000	MSI
Truck 4x4 Crew Cab 1/2 ton Truck - AG	\$63,000	\$63,000	MSI
Summary Department 32 -Fleet and Equipment	\$2,426,759	\$2,434,159	\$2,434,159

98 street/98 avenue Asphalt	\$900,000	\$900,000	Review in 2023 - 50% Offite/50% Borrow
113 Street Asphalt - North	\$450,000	\$450,000	Add \$450,000 2023 - North is a change in scope to presented. If Council wishes to proceed admin requesting Eng in 2023- \$50,000, and new budget request in 2024 w funding from Borrowing or grants
Endeavour to Assist - New Road Infrastructure	\$250,000	\$250,000	Add \$250,000- Road Reserve
109 Ave Widening includes traffic lights	\$907,350	\$907,250	150m road widening, traffic lights, storm sewer - \$100k devl, \$300k land sales, \$507,250 CCBF
Lambert Point Intersection TWP 1085 RR 122	\$60,000	\$60,000	CCBF
Bridge File 76278	\$50,000	\$50,000	Applied for STIP funding - Rd Res
Bridge File 78209	\$50,000	\$50,000	Applied for STIP funding - Rd Res
Bridge File 81336	\$40,000	\$40,000	Applied for STIP funding - Rd Res
Bridge Maintenance	\$380,000	\$380,000	Currently \$100k in Operating for maintenance - Gen Op Reserve
94 ave & 100 street Crosswalk	\$87,000	\$87,000	Off-Site Levy 30% - CCBF
Culvert Erosion Repair TWP 1090 - RR 150	\$125,000	\$125,000	MSI/CCBF
ZA - Vehicle Hoist	\$24,000	\$24,000	Failed inspection 30 yrs old - CCBF
Twp 1092 - repack, gravel, oil - Addition		\$200,000	3.5 miles scarcity & pack - New Oil require additional \$400k - Budget required \$600,000 - Road Reserve
Summary Department 32 - Infrastructure	\$3,323,350	\$3,523,250	\$3,523,250

(33) - Airports			
LC - Heated Airport Storage Shed - Incl Storage Shed	\$150,000	\$170,000	CCBF
Summary Department 33 - Airports	\$150,000	\$170,000	\$170,000

(41) - Water Treatment & Distribution Department			
Water Point Building Replacements (BHP)	\$31,900	\$31,900	Scheduled 1 building in 2023 - BHP. -WTR SWR RES
FV - Water Treatment Plant - Clarifiers Valves	\$83,800	\$83,800	WTR SWR RES
WTP x 3 SCADA Upgrade investigate grants Zama approved	\$196,200	\$65,000	Engineered - WTR SWR RES
Department 41 - Water Treatment & Distribution	\$311,900	\$180,700	\$180,700

(72) - Parks & Playgrounds Department			
FV - Streetscape (CF 2017)	\$25,000	\$25,000	Gen Op Res
Streetscape - La Crete	\$25,000	\$25,000	Gen Op Res
ZA - Animal Waste Sweeper changed scope to ranger?	\$8,000	\$8,000	Option from \$8-\$13k investigating options bring back at another date
Total department 72	\$58,000	\$58,000	\$58,000

TOTAL Capital Projects, by Year	\$6,722,984	\$6,497,609
--	--------------------	--------------------

Recommended by
 Council - 12-07-22

